



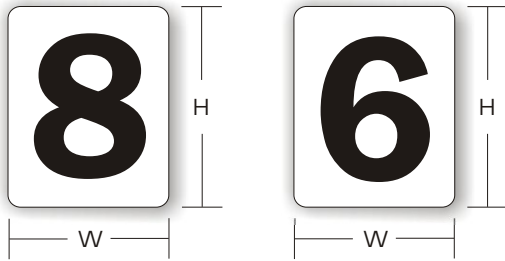
Order Form

Please follow the steps below to ensure your new Gas-Trac® LED Gas Price Display System will fit correctly into your existing copy track guides.

Note: Use one order form for each sign.

1. Measure the height and width of two (2) of your copy track numbers in inches (please measure 8's or 6's).
Please measure UP to the next 1/16 of an inch.

The height and width should be the same for both parts. If NOT, please call 800.800.4629



Piece 1 H ____ x W ____

Piece 2 H ____ x W ____

2. Measure the width of your existing copy track guides.

Please measure UP to the next 1/4 of an inch.

_____ inches

3. Measure from the top copy track to the bottom of your sign.

Please measure UP to the next inch.

_____ inches

4. Is your current sign single-faced or double-faced?

Single-faced Double-faced

5. Does your current sign have a flat face or a curved face?

If your sign has a curved face, please call our factory for instructions on measuring a curved sign (800.800.4629).

Flat face Curved face

6. How many gas grades does your current sign display?

_____ Grade Displays

7. How many of each color grade display are you purchasing at this time?
(maximum 8 displays total, 4 per side)

Please don't forget to count both sides if you have a double-sided sign.

Red _____

Green _____

Amber _____

Total _____

Customer Info


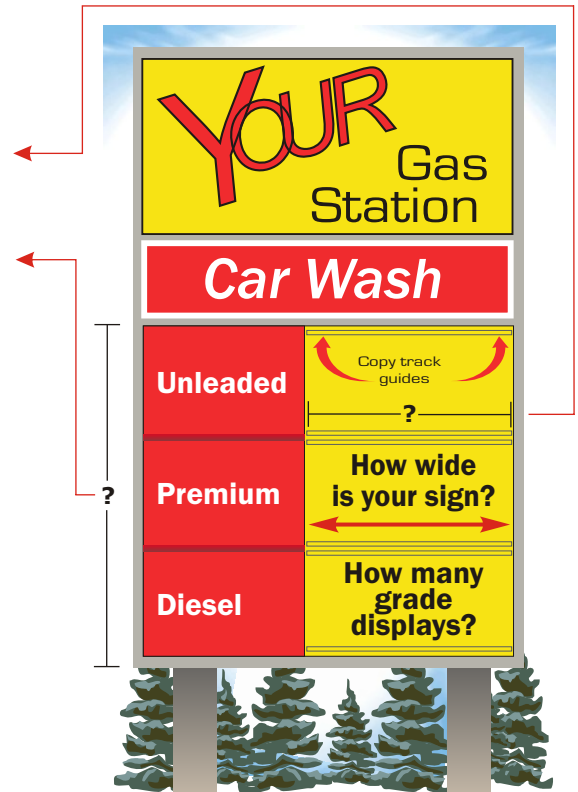
Name _____

Address _____

City _____ State _____ Zip _____

Phone _____

Email _____



Flat

Curved



Looking up from bottom

Signature

Date